

CONSTRUCTION SPECIFICATIONS:

CONCRETE PROPERTIES: 5000 PSI (35 MPa) MINIMUM STRENGTH
 4-7% AIR ENTRAINMENT
 RISER COVER MAY BE USED WITH EXTENSIONS
 PLASTIC INLET AND OUTLET BAFFLE
 INLET AND OUTLET POLYSEALS ACCEPT 3" OR 4" ABS OR PVC PIPE
 DIMENSIONS IN INCHES AND (mm)
 MEETS CSA-B66-05
 REINFORCING MEETS: G30.14.M1983
 : ASTM C1116 TYPE III

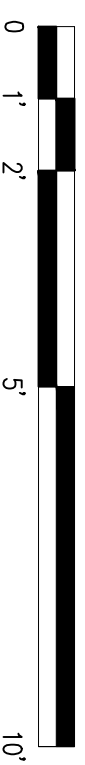
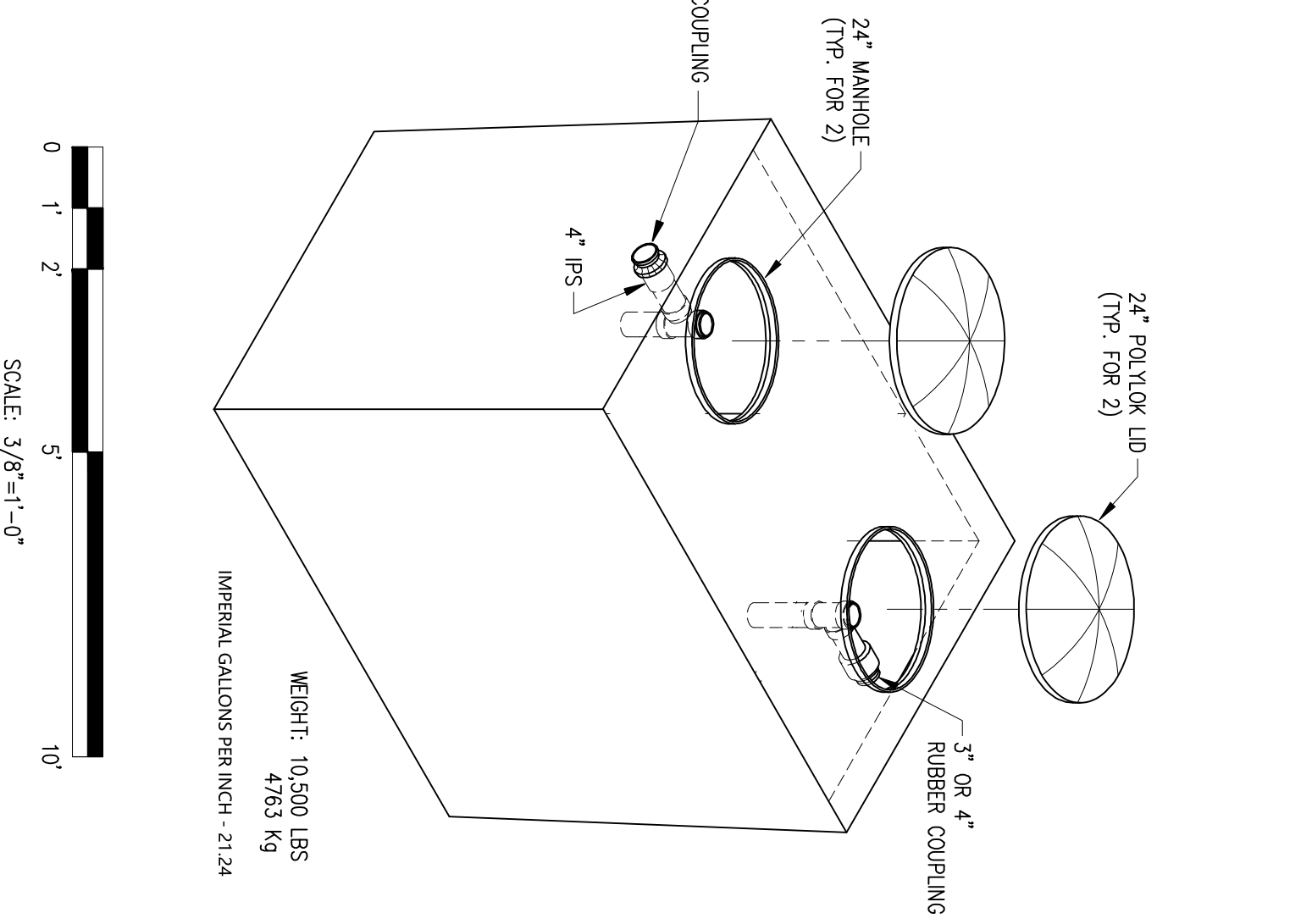
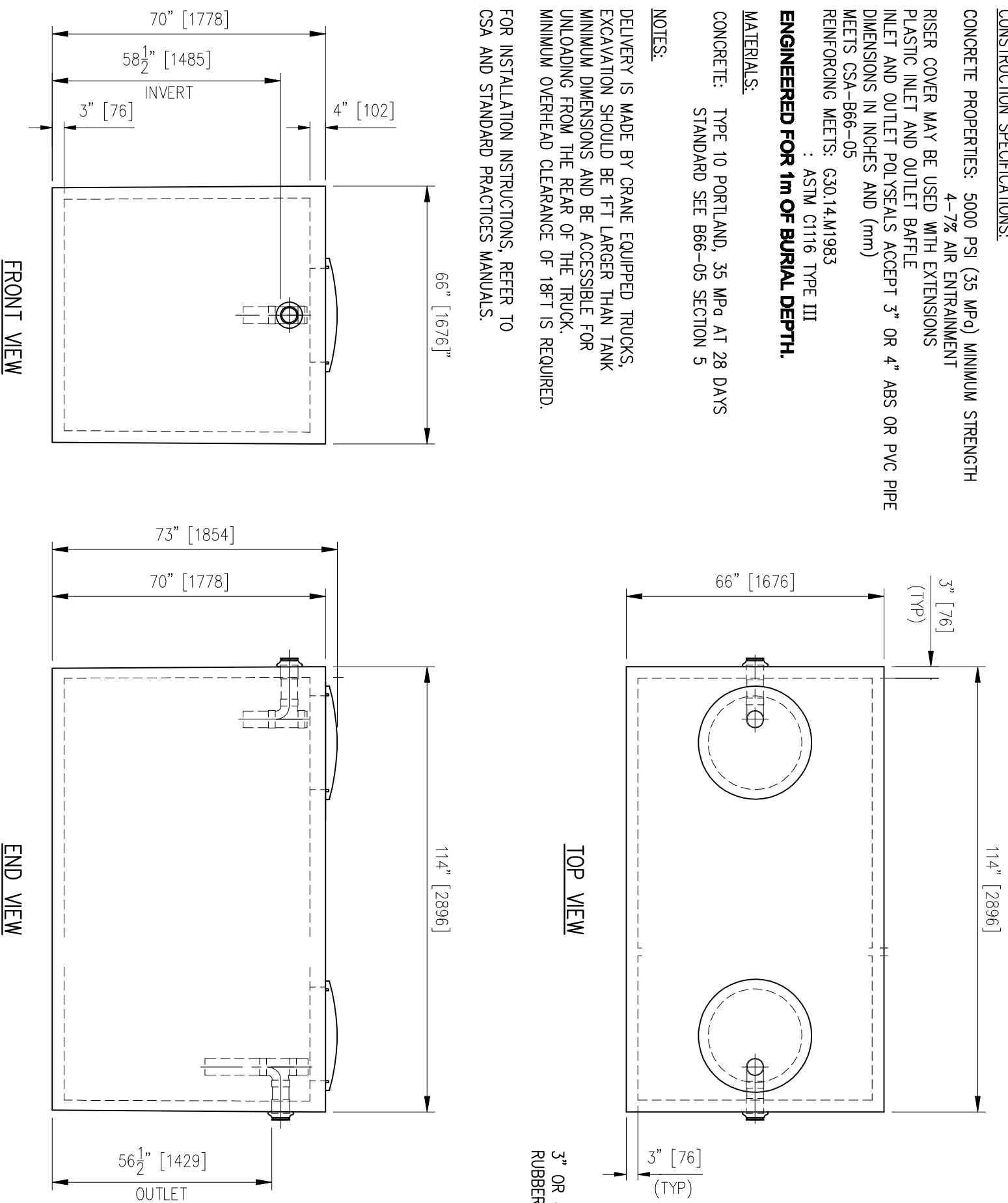
ENGINEERED FOR 1m OF BURIAL DEPTH.

MATERIALS:

CONCRETE: TYPE 10 PORTLAND, 35 MPa AT 28 DAYS
 STANDARD SEE B66-05 SECTION 5

NOTES:

1. DELIVERY IS MADE BY CRANE EQUIPPED TRUCKS, EXCAVATION SHOULD BE 1FT LARGER THAN TANK MINIMUM DIMENSIONS AND BE ACCESSIBLE FOR UNLOADING FROM THE REAR OF THE TRUCK. MINIMUM OVERHEAD CLEARANCE OF 18FT IS REQUIRED.
2. FOR INSTALLATION INSTRUCTIONS, REFER TO CSA AND STANDARD PRACTICES MANUALS.



SCALE: 3/8"=1'-0"

REV NO	ISSUED FOR	REVISION DESCRIPTION	DWN	DES	CHK	APP	DATE	REF NO	DWG NO	REFERENCE DRAWING
1	AS BUILT	REV. REINFORCING MEETS AND MANHOLE SIZE	KC	AD			07/27/09			

<p>MANCO SEPTIC SOLUTIONS</p>				<p>1200 IGAL PUMP CHAMBER</p>			
<p>DP MACHINE AND DESIGN LTD</p>				<p>DES DWN CHECK DATE DRAWING NUMBER REV</p>			
<p>AD KC 08 07 31</p>				<p>1200_2-CHAMBER_2 2-CHAMBER-1200 1</p>			